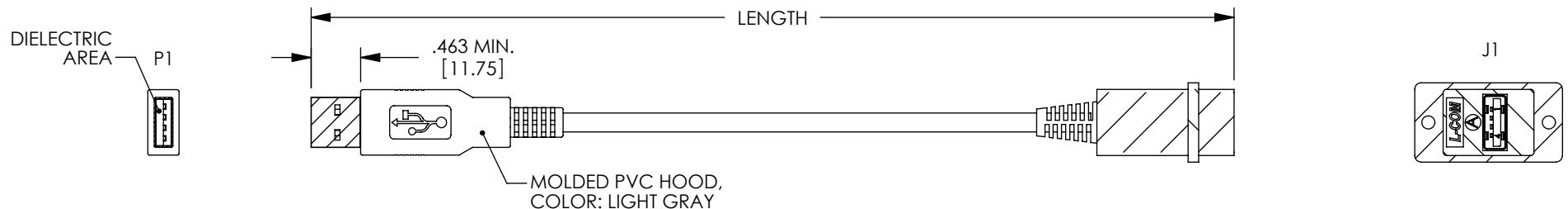


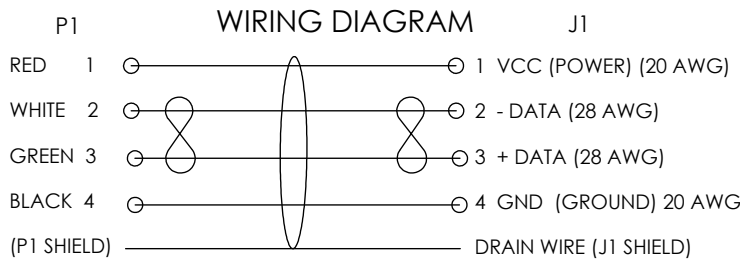
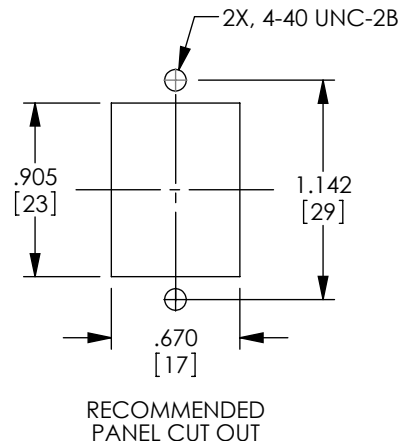
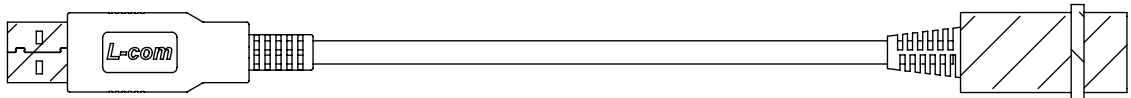
THE INFORMATION CONTAINED IN THIS DRAWING IS THE SOLE PROPERTY OF L-COM, INC. ANY REPRODUCTION IN PART OR WHOLE WITHOUT THE WRITTEN PERMISSION OF L-COM, INC. IS PROHIBITED.

REVISIONS			
REV	DESCRIPTION	DATE	APPROVED
E	ECN 3781: CREATED TABULATED LENGTHS	1/6/09	D.FRISIELLO



MODEL NO.	LENGTH IN. [MM]
ECF504-12AAS	12.0 [304.8]
ECF504-24AAS	24.0 [609.6]
ECF504-36AAS	36.0 [914.4]
ECF504-72AAS	72.0 [1828.8]
ECF504-120AAS	120.0 [3048.0]

ONE 28AWG TWISTED PAIR (DATA)
PLUS TWO 20 AWG POWER CONDUCTORS
OVERALL ALUMINIZED POLYESTER SHIELD WITH
DRAIN WIRE PLUS TINNED COPPER BRAID SHIELD.
PVC OUTER JACKET IS LIGHT GRAY (PANTONE 400).



SPECIFICATIONS;
MEETS REQUIREMENTS OF USB 2.0
UL94V-0 COMPLIANT

MATERIALS;
BULKHEAD HOUSING: ABS WITH CHROME CONDUCTIVE LIQUID APPLIED PLATING
CONTACTS: PHOSPHOR BRONZE
CONTACT PLATING: 30 μINCHES GOLD OVER NICKEL

ELECTRICAL;
CURRENT RATING: 2 AMP MAX
VOLTAGE RATING: 125 VDC
USB JACK IS MOUNTED ON A PRINTED CIRCUIT BOARD

ENVIRONMENTAL;
OPERATING TEMPERATURE RANGE: -20°C TO +80°C

UNLESS OTHERWISE SPECIFIED, DIMENSIONS ARE IN INCHES [mm] OVERALL CABLE LENGTH TOLERANCE: ≤12 [305] = +1 [25] / -0 >12 [305] ≤60 [1524] = +2 [51] / -0 >60 [1524] ≤120 [3048] = +4 [102] / -0 >120 [3048] ≤300 [7620] = +6 [152] / -0 >300 [7620] = +5% / -0% ALL OTHER DIMENSIONAL TOLERANCES: .X = .3 .XX = .15 PROJECTION 	APPROVALS	DATE
	DRAWN BY C.MCCORMICK	04/02/2003
	CHECKED BY D.PARHAM	04/02/2003
	APPROVED BY R.CARRICK	04/02/2003
CONFIGURATION DETAILS OF UNDIMENSIONED FEATURES MAY VARY	COLOR VARIATIONS MAY OCCUR	

L-com Global Connectivity 45 BEECHWOOD DRIVE NORTH ANDOVER, MA 01845

CATEGORY: USB

PRODUCT DESCRIPTION: USB TYPE A JACK TO USB TYPE A PLUG

SIZE: A FSCM NO.: 43321 DWG. NO.: ECF504-12AAS REV.: E

SCALE: NONE CAD FILE: ECF504-12AAS.SLDDRW SHEET 1 OF 1